Tactile Switches

Watertight SMT Bi-Color illuminated Tactile Switch TPL Series

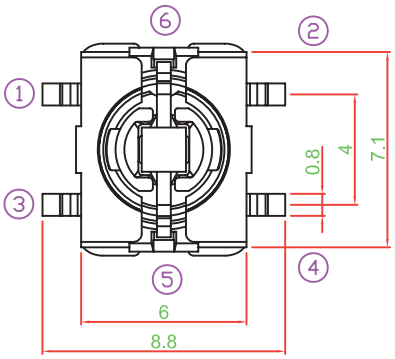

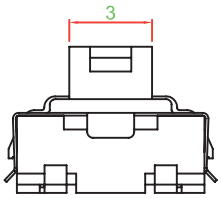

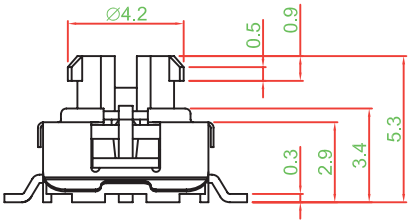

MATERIALS:
Cover: Stainless Steel
Actuator: LCP+GF
Base: LCP+GF
Terminals: Brass with Silver plated
Spring Plate:
Phosphor Bronze with Silver plated

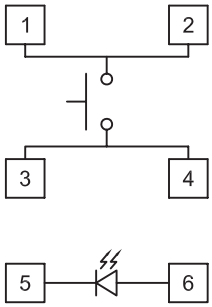

CIRCUIT DIAGRAM

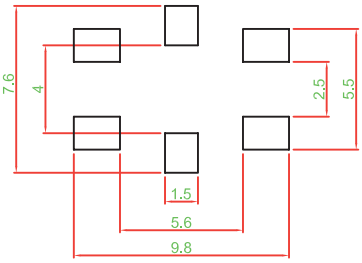

P.C.B. LAYOUT

SPECIFICATIONS:

SWITCH SPECIFICATIONS	
POLE - POSITION	Momentary action , SPST
CONTACT RATING	12 V DC , 50 mA
CONTACT RESISTANCE	50 mΩ MAX. 5 V DC ; 1 A , by Method of Voltage DROP
INSULATION RESISTANCE	1000 MΩ MIN. 100 V DC for 1 minute
DIELECTRIC STRENGTH	Breakdown is not Allowable ; 250 V AC for 1 Minute
OPERATING FORCE	200 ± 80 gf ; 450 ± 150 gf
OPERATING LIFE	100,000 cycles
OPERATING TEMPERATURE RANGE	-20°C ~ 70°C
TOTAL TRAVEL	0.20 ± 0.10 mm

LED SPECIFICATIONS

ATTENTION (+) (-)
LEDs are Electrostatic Sensitive devices

		Unit	Value / LED Color			
			Blue	Green	Red	Yellow
FORWARD CURRENT	If	mA	20	20	20	20
REVERSE VOLTAGE	Vr	V	5.0	5.0	5.0	5.0
REVERSE CURRENT	Ir	μA	10	10	10	10
FORWARD VOLTAGE@20mA	Vf	V	3.5-3.8	2.0-2.5	2.0-2.5	2.0-2.5
LUMINOUS INTENSITY@20mA	Iv	mcd	45	20	80	80

How to order:

TPL	1	2	3	4	5	6	7	8	9	10	11	12

1 OPERATION:
N Non-Lock

2 POLE:
1 Single Pole

3 POSITION:
1 1 Position

4 FORCE:
H 450 gf
L 200 gf

5 TERMINATION:
S SMT Gullwing

6 ACTUATOR:
A Standard Type

7 CAP TYPE:
N Without Cap

8 CAP COLOR:
(blank) Without Cap

9 LED1 BRIGHTNESS:
U Ultra (standard)
R Regular
N Without LED

10 LED1 COLOR:
G Blue
F Green
C Red
B White
E Yellow
N Without LED

11 LED2 BRIGHTNESS:
U Ultra (standard)
R Regular
N Without LED

12 LED2 COLOR:
G Blue
F Green
C Red
B White
E Yellow
N Without LED

Reflow Soldering:

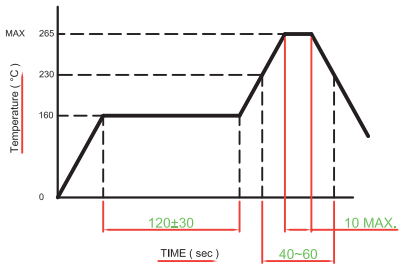

Protection Degree: IP67

RoHS Compliant