

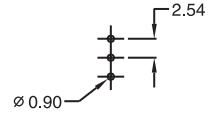
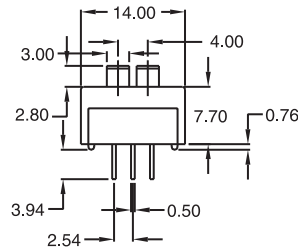
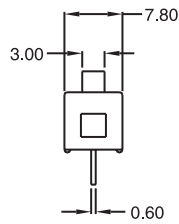
Slide Switches

Miniature THT Slide Switches

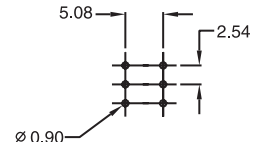
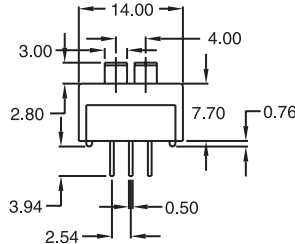
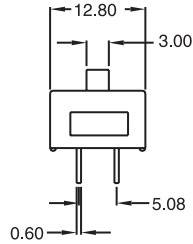
SB7 Series



SB7SNA2T1

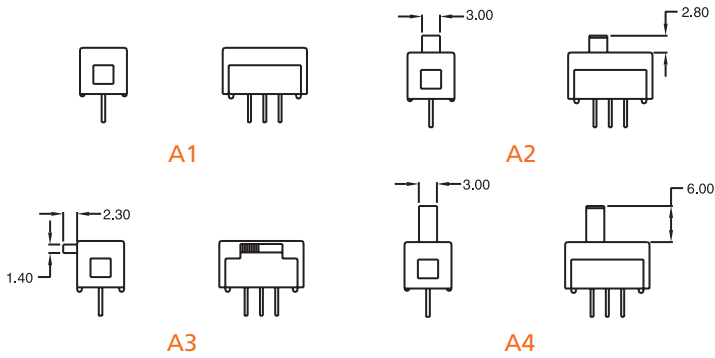


SB7DNA2T2

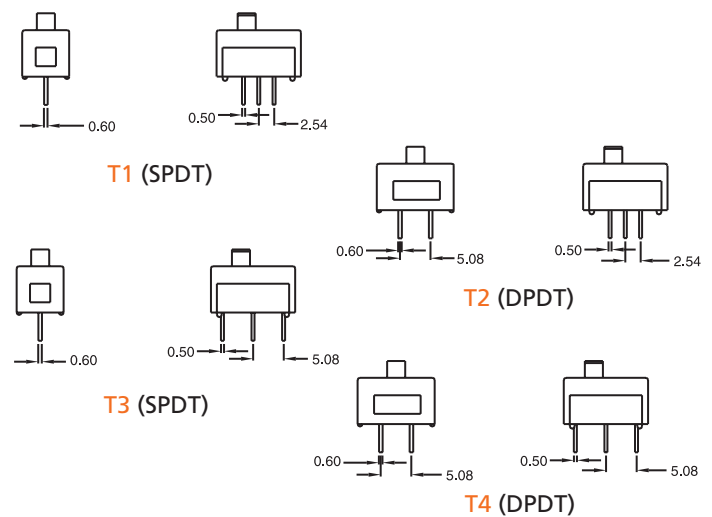


Pushbutton Switches

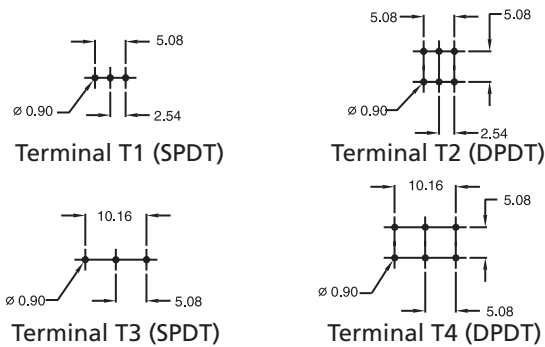
ACTUATOR OPTIONS



TERMINAL OPTIONS



P. C. MOUNTING



SWITCH FUNCTION

NO. POLES	MODEL NO.	SWITCH FUNCTION			CONNECTED TERMINALS			SCHEMATIC
		POS.1	POS.2	POS.3	POS.1	POS.2	POS.3	
SP	SB7SN	ON	NONE	ON	2-1	OPEN	2-3	
	SB7SF	ON	OFF	ON				
DP	SB7DN	ON	NONE	ON	2-1,5-4	OPEN	2-3,5-6	
	SB7DF	ON	OFF	ON				

MOM=MOMENTARY

How to order:

SB7

1 SWITCHING & POLES:

- SN SP ON-NONE-om
- SF SP ON-OFF-ON
- DN DP ON-NONE-ON
- DF DP ON-OFF-ON

2 ACTUATOR:

- A1 Flush
- A2 2.80 mm high
- A3 Side
- A4 6.00 mm high

3 TERMINALS:

- T1 SPDT - PC thru-hole
- T2 DPDT - PC thru-hole
- T3 SPDT - PC thru-hole
- T4 DPDT - PV thru-hole

4 CONTACT MATERIAL:

- AG Silver
- AU Gold
- UT Gold, tin-lead
- GT Silver, tin-lead
- UG Gold over silver
- UGT Gold over silver, tin-lead

5 SEAL:

- E Epoxy (Standard)

6 ROHS & LEAD FREE:

- blank RoHS compliant
- V RoHS & lead free

General Specifications:

MATERIALS

- » Movable Contact & Fixed Terminals:
 - AG, GT, UG & UGT: Silver plated over copper alloy
 - AU & UT: Gold over nickel plated over copper alloy

MECHANICAL

- » Operating Temperature: -40°C to +85°C
- » Mechanical Life: 20,000 cycles at full load

CONTACT RATING

- » AG, GT, UG & UGT: 3A 120VAC/28VDC
1A 250VAC
- » AU & UT: 0.4VA max. 20V max. (AC/DC)

ELECTRICAL

- » Contact Resistance: 50mΩ max. initial
- » Insulation Resistance: 1,000MΩ min.