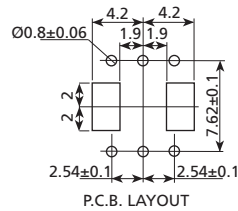
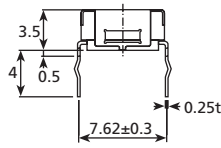



# Rotary Switches

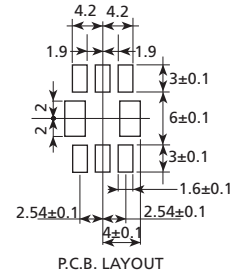

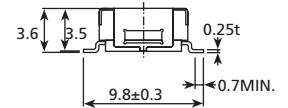

## 7.2 x 7.2 mm Rotary DIP Switches

## RD3 Series



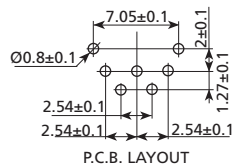
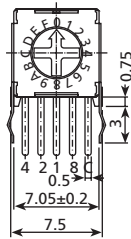
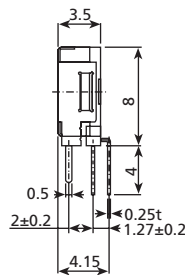
The hatched portion should not receive conductive pattern

**RD3T1** THT Top Adjust Type

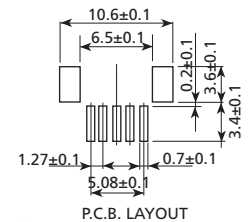
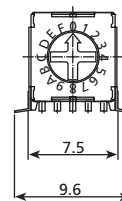
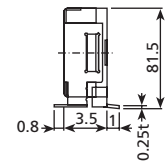


The hatched portion should not receive conductive pattern

**RD3S1** SMT Top Type



**RD3T2** THT Right Angle



**RD3S2** SMT Right Angle Type

### How to order:

RD3

#### 1 TYPE OF TERMINALS:

- T1 THT Top Adjust Type
- T2 THT Right Angle Type
- S1 SMT Top Type
- S2 SMT Right Angle Type

#### 2 NO. OF POSITIONS:

- 10 10 Positions
- 16 16 Positions

#### 3 GROUND TERMINAL:

- N Without Ground Terminal
- G With Ground Terminal

#### 4 CODE:

- R Real Code
- S Complementary Code

#### 5 PACKAGING TYPE:

- TB Tube
- TR Tape & Reel (Only for RD3S)

### General Specifications:

#### FEATURES

- » Flat type with outer dimensions 7.2mm square
- » Gold plated contact area ensures reliable electric continuity for micro current

#### MECHANICAL

- » Operating Force: 510 gf max. (rotational torque)
- » Operation Temperature: -20°C to +70°C
- » Storage Temperature: -25°C to +85°C

#### ELECTRICAL

- » Contact Rating: 100mA, 5VDC

#### SOLDERING PROCESSES

- » Solderability for THT: After flux 230±5°C for 5±0.5 seconds, 95% coverage
- » Resistance to soldering heat for THT: 260±5°C for 5±1 seconds
- » Reflow soldering heat for SMT (reference only): 210°C for 20 seconds or less, peak temperature 230°C or less