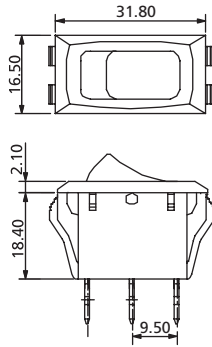


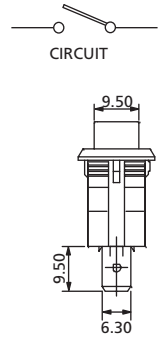
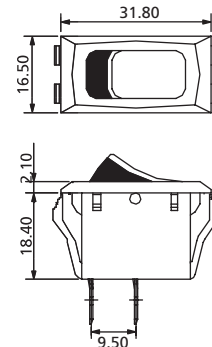
Rocker Switches

32 x 16.5 mm SP illuminated Rocker Switches

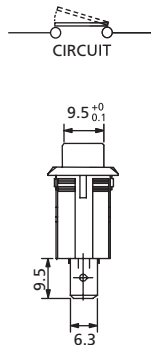
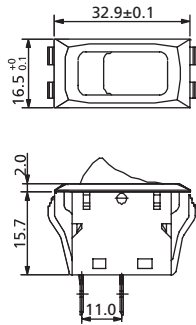
RK9 Series



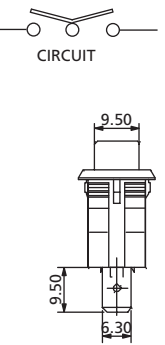
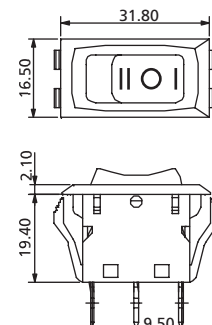
RK9S_Q64AUAC_



RK9S_Q64ANAAF_



RK9S_Q64ANAAN_



RK9S3Q64GNACN_

TERMINAL	ACTUATOR MARKING	BASE TYPE	PANEL SIZE																				
Q6 6.3mm TAB, 0.8mm Thick Q 4.8mm TAB, 0.8mm Thick D Solder Tag	A B C D E F	G H I J K L	1 13.8 2 12.1 3 13.4 4 13.8 5 13.8																				
ACTUATOR 4 Curve			PANEL CUT-OUT Snap-in mounting X = Panel thickness																				
			<table border="1"> <thead> <tr> <th></th> <th>Base Type 1, 4 & 5</th> <th>Base Type 2</th> <th>Base Type 3</th> </tr> <tr> <th>X</th> <th>Dim. Y</th> <th>Dim. Z</th> <th>Dim. Y</th> </tr> </thead> <tbody> <tr> <td>0.75 to 1.25</td> <td>28.6 +0/-0.1</td> <td>13.8</td> <td>28.6 +0/-0.1</td> </tr> <tr> <td></td> <td></td> <td>12.1</td> <td>28.6 +0/-0.1</td> </tr> <tr> <td></td> <td></td> <td></td> <td>13.4</td> </tr> </tbody> </table>		Base Type 1, 4 & 5	Base Type 2	Base Type 3	X	Dim. Y	Dim. Z	Dim. Y	0.75 to 1.25	28.6 +0/-0.1	13.8	28.6 +0/-0.1			12.1	28.6 +0/-0.1				13.4
	Base Type 1, 4 & 5	Base Type 2	Base Type 3																				
X	Dim. Y	Dim. Z	Dim. Y																				
0.75 to 1.25	28.6 +0/-0.1	13.8	28.6 +0/-0.1																				
		12.1	28.6 +0/-0.1																				
			13.4																				

How to order:

RK9

- 1 POLES:**
S Single Pole
- 2 SWITCHING:**
1 ON - OFF
2 ON - ON (Non-illuminated Only)
3 ON - OFF - ON (Non-illuminated Only)
- 3 TERMINAL (See above drawings):**
Q6 6.3mm TAB, 0.8mm thick
Q 4.8mm TAB, 0.8mm thick
D Solder Tag
- 4 ACTUATOR (See above drawings):**
4 Curve Rocker
- 5 ACTUATOR MARKING (See above drawings):**
A B C D E F
G H I J K L
- 6 ILLUMINATION:**
N No illuminated
U Illuminated
S Soft Lighting

- 7 BASE COLOR:**
A Black
H Grey
B White
- 8 ACTUATOR COLOR:**
A Black
H Gray
B White
C Red
F Green
D Orange
- 9 VISI COLOR:**
N No VISI
C Red
F Green
- 10 BASE TYPE:**
1 See above drawings
2 See above drawings
3 See above drawings
4 See above drawings
5 See above drawings

General Specifications:

FEATURES

- » Single pole Rocker switch up to 20A 125VAC
- » Classical outlook
- » Fitting 3 panel cutout

MATERIALS

- » Contact: Silver alloy
- » Terminals: Silver plated copper
- » Spring: Piano wire

MECHANICAL

- » Temperature Range: -20°C to +125°C

ELECTRICAL

- » Electrical Life: 10,000 cycles
- » Rating: 20A125VAC / 16A250VAC
3/4HP 125/250VAC
6A125VL, 3/4HP250VAC
16A250VAC
16(4)A250V~T125
- » Initial Contact Resistance: 20mΩ max.
- » Insulation Resistance: 100MΩ min. at 500VDC