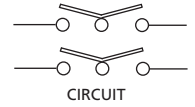
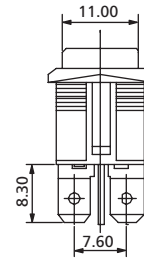
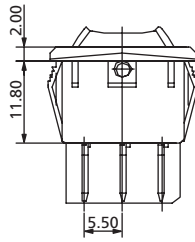
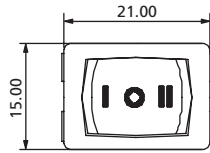


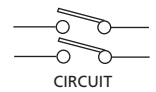
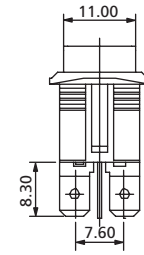
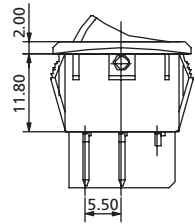
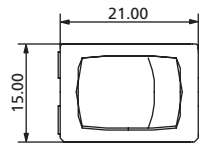
Rocker Switches

21 x 15 mm DP Rocker Switch

RK5 Series



RK5D3Q4_ _ _ _ N ON-OFF-ON




RK5D1Q4_ _ _ _ N ON-OFF

TERMINAL

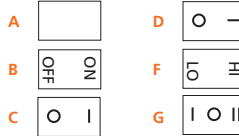
ACTUATOR

ACTUATOR MARKING

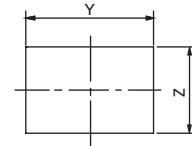
PANEL SIZE



4 Curve
(No Illuminated)



PANEL CUT-OUT
Snap-in mounting



X (Panel thickness)	Dimension Y	Dimension Z
0.75 to 1.25 mm	19.20 +0.1/-0 mm	12.90 +0.15/-0 mm
1.25 to 2 mm	19.40 +0.1/-0 mm	12.90 +0.15/-0 mm
2 to 3 mm	19.80 +0.1/-0 mm	12.90 +0.15/-0 mm

How to order:

RK5

1 **POLES:**
D Double Poles

2 **SWITCHING:**
1 ON - OFF
2 ON - ON
3 ON - OFF - ON
4 MOM - OFF
5 MOM - ON

3 **TERMINAL (See above drawings):**
Q 4.8mm TAB, 0.8mm THICK
D Solder Tag

4 **ACTUATOR (See above drawings):**
4 Curve

5 **ACTUATOR MARKING:**
A See above drawings
B See above drawings
C See above drawings
D See above drawings
F See above drawings
G See above drawings

6 **BASE COLOR:**
A Black
H Grey
B White

7 **ACTUATOR COLOR:**
A Black
H Grey
B White
C Red

8 **WATERPROOF COVER:**
N None Cover (Standard)
W With Waterproof Cover

General Specifications:

FEATURES

- » Double pole rocker switch up to 10(4)A 250VAC
- » Non-illuminated

MATERIALS

- » Contact Arm: Silver plated copper alloy
- » Terminal: Silver plated copper
- » Spring: Piano wire

MECHANICAL

- » Temperature Range: -20°C to +85°C

ELECTRICAL

- » Electrical Life: 10,000 cycles
- » Rating: 13A125VAC / 10A250VAC / 1/2HP 125/250VAC / 10A125/250VAC / 10(4)A250VAC- μT85

- » Initial Contact Resistance: 20mΩ max.
- » Insulation Resistance: 100MΩ min. at 500VDC