

Pushbutton Switches

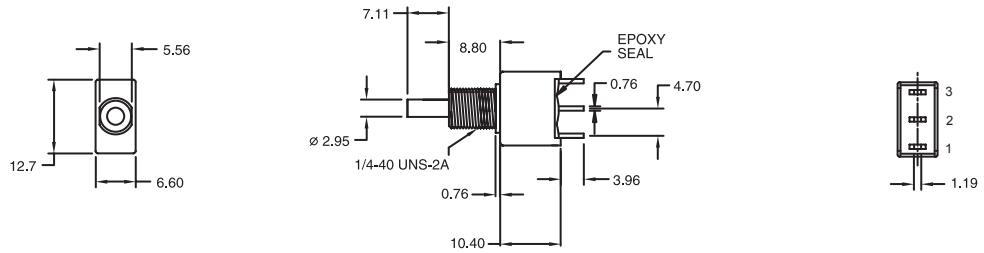
Sealed Snap-Acting Pushbutton Switches

PB2 Series

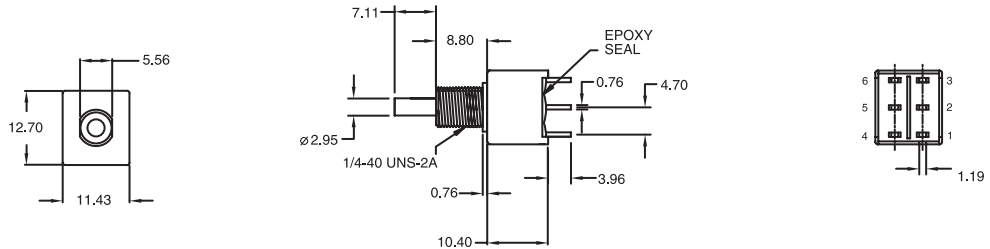
Pushbutton Switches




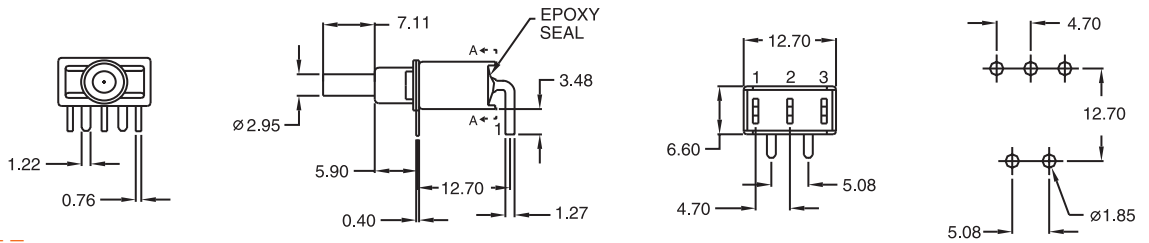
PB2MSB10T1




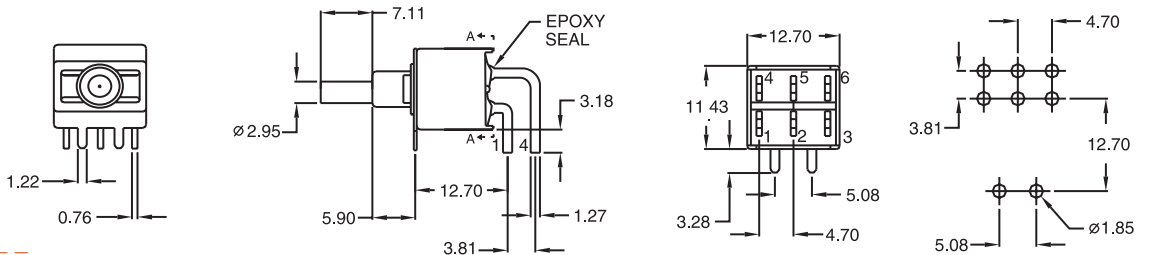
PB2MDB10T1



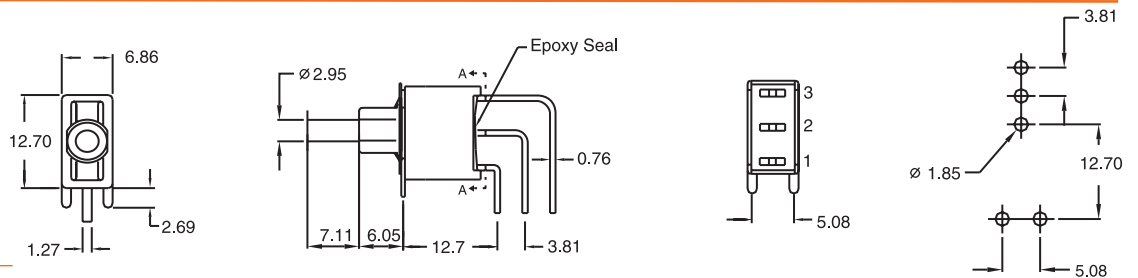
PB2MSB40T6



PB2MDB40T6



PB2MSB40T7



How to order:

PB2

1 SWITCHING & POLES:
MS ON-MOM SPDT
MD ON-MOM DPDT

2 BUSHING:
B10 8.80 mm high
B20 8.80 mm high
B40 6.10 mm high

3 TERMINALS:
T1 Solder Lug
T2 PC thru-hole
T5 Wire wrap
T6 Right angle, PC thru-hole
T6N Right angle, snap-in, PC thru hole
T7 Vertical right angle, PC thru hole
T7N Vertical right angle, snap-in, PC thru hole
VS2 11.68 mm high, V-bracket
V2N 11.68 mm high, snap-in V-bracket
VS3 16.00 mm high, V-bracket

4 CONTACT MATERIAL:
AG Silver
AU Gold
UT Gold, tin-lead
GT Silver, tin-lead
UG Gold over silver
UGT Gold over silver, tin-lead

5 SEAL:
E Epoxy (Standard)

6 ROHS & LEAD FREE:
blank RoHS compliant
V RoHS & lead free

7 CAP:
C1 Cap1
C2 Cap2
C3 Cap3
C4 Cap4

8 CAP COLOR:
A Black (Standard)
B White
C Red
D Orange
E Yellow
F Green
G Blue
K Brown
H Gray

General Specifications:

MATERIALS

» Movable Contact & Fixed Terminals:
 AG, GT, UG & UGT: Silver plated over copper alloy
 AU & UT: Gold over nickel plated over copper alloy

MECHANICAL

» Operating Temperature: -30°C to +85°C
 » Mechanical Life: 50,000 cycles at full load
 » Cap Installation Force: 10 lbs, max. permissible

CONTACT RATING

» AG, GT, UG & UGT: 3A 120VAC/28VDC
 1A 250VAC
 » AU & UT: 0.4VA max. 20V max. (AC/DC)

ELECTRICAL

» Contact Resistance: 20mΩ max. initial @ 2-4VDC
 100mA for silver & gold plated contacts
 » Insulation Resistance: 1,000MΩ min.

